

VOLTAGE CONTROLLED OSCILLATOR

SURFACE MOUNT MODEL: DCRO133166-9

OPTIMIZED BANDWIDTH

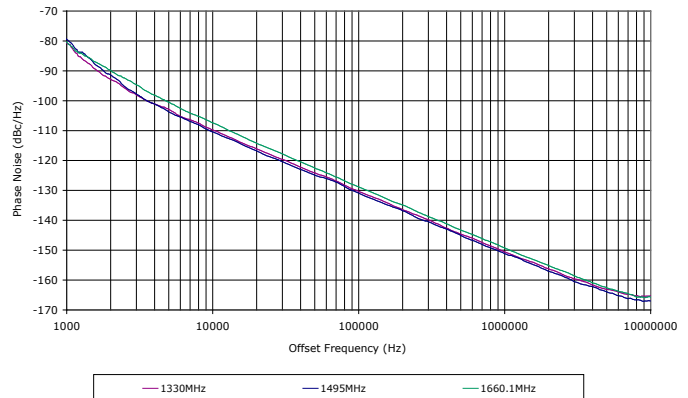
1330 - 1660 MHz

FEATURES:

- ▶ Exceptional Phase Noise Performance
- ▶ Small Size, Surface Mount
- ▶ Lead Free REL-PRO® Technology
- ▶ Planar Resonator Construction



Phase Noise



SPECIFICATIONS (Rev. B 10/19/08)

Frequency	1330 - 1660 MHz
Tuning Voltage	See table below.
Bias Voltage	+9 VDC @ 27 mA (Max.)
Output Power	+3 dBm (Min.)
Tuning Sensitivity	23 - 43 MHz/V (Typ.)
Output Impedance	50 Ohms (Nom.)
Harmonic Suppression	17 dB (Typ.)
Frequency Pulling	7 MHz (Typ. @ 1.75:1 VSWR)
Frequency Pushing	5 MHz/V (Typ.)
Tuning Port Capacitance	63 pF (Typ.)
Phase Noise @ 10 kHz	-109 dBc/Hz (Typ.)
Operating Temperature Range	-40 to +85 °C

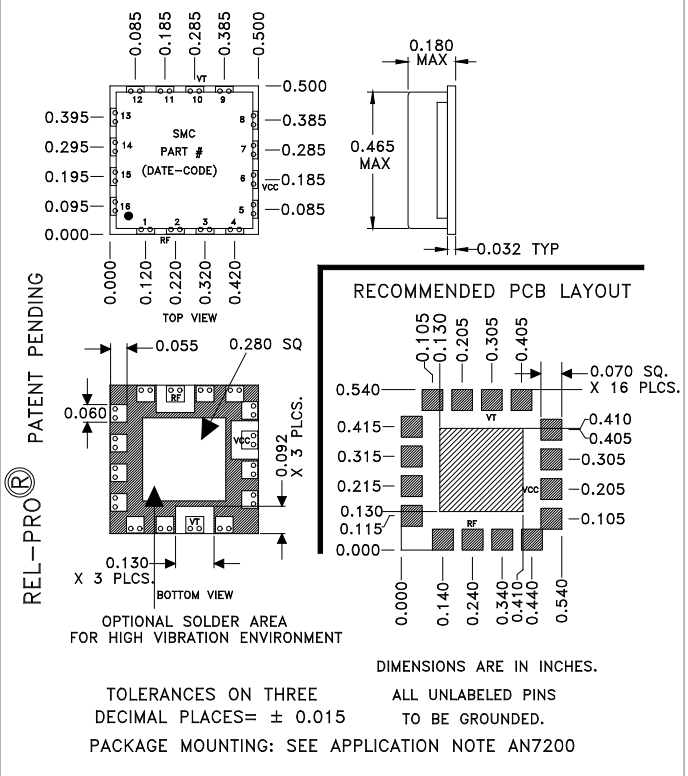
Guaranteed Tuning Specifications

Tuning Voltage (V)	Frequency (MHz)
0.5	1330 (Max.)
5	1375 (Min.)
8	1500 (Min.)
13	1660 (Min.)

Absolute Maximum Ratings

Storage Temp. Range	-55 to +125 °C
Bias Voltage	+10 V
Tuning Voltage	+16 V
DC Voltage Applied to RF Out	± 25 V

Package # 278LF



This product is manufactured under one or more of the following patents.
 Approved: 5,160,810; 5,122,621; 5,390,349; 5,416,449; 5,650,754; 5,805,431; 6,525,623; 6,850,575; 7,088,189; 7,180,381; 7,196,591; 7,262,670;
 7,265,642; 7,292,113 Pending: 60/493075; 60/501371 & 60/501790; 60/527957 & 60/528670; 60/563481; 60/564173; 60/589090; 60/601823;
 60/605791; EV31369834; 11/259766; 60/622485 & 60/710310; 10/937525/60/736901; 60/732787; 7,495,525; 2,548,311; 2,548,317

Copyright © Synergy Microwave Corporation
 201 McLean Boulevard • Paterson, New Jersey 07504 USA • Tel: (973) 881-8800 • Fax: (973) 881-8361
 E-Mail: sales@synergymwave.com • World Wide Web: http://www.synergymwave.com

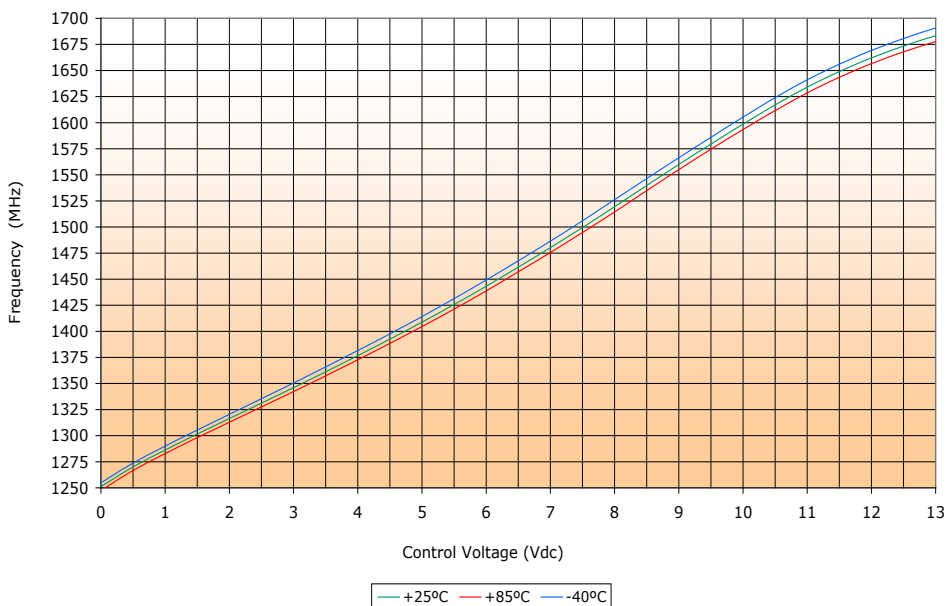
VOLTAGE CONTROLLED OSCILLATOR

SURFACE MOUNT MODEL: DCRO133166-9

OPTIMIZED BANDWIDTH

1330 - 1660 MHz

PERFORMANCE PLOTS



This product is manufactured under one or more of the following patents.
 Approved: 5,160,810; 5,122,621; 5,390,349; 5,416,449; 5,650,754; 5,805,431; 6,525,623; 6,850,575; 7,088,189; 7,180,381; 7,196,591; 7,262,670;
 7,265,642; 7,292,113 Pending: 60/493075; 60/501371 & 60/501790; 60/527957 & 60/528670; 60/563481; 60/564173; 60/589090; 60/601823;
 60/605791; EV31369834; 11/259766; 60/622485 & 60/710310; 10/937525/60/736901; 60/732787; 7,495,525; 2,548,311; 2,548,317

Copyright © Synergy Microwave Corporation
 201 McLean Boulevard • Paterson, New Jersey 07504 USA • Tel: (973) 881-8800 • Fax: (973) 881-8361
 E-Mail: sales@synergymwave.com • World Wide Web: <http://www.synergymwave.com>



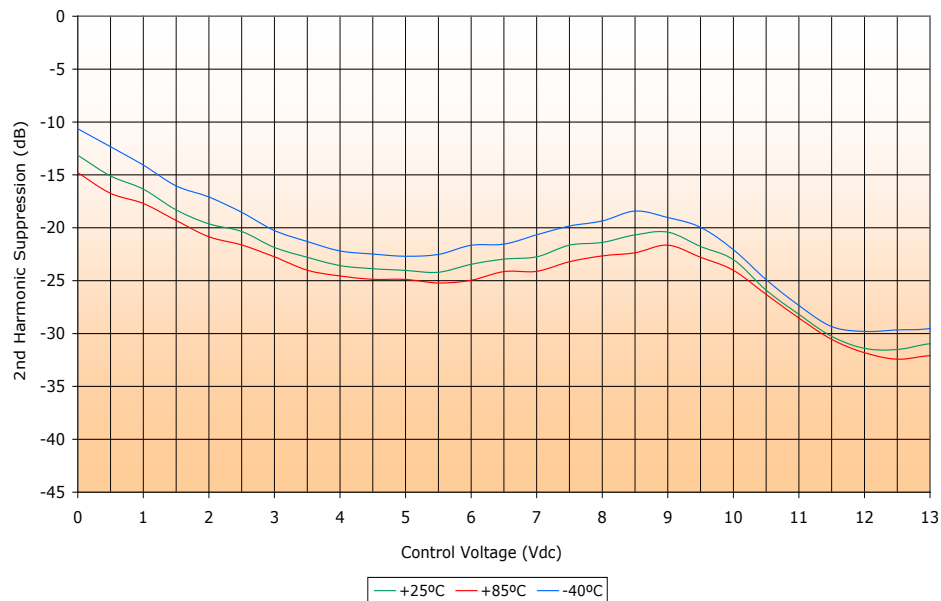
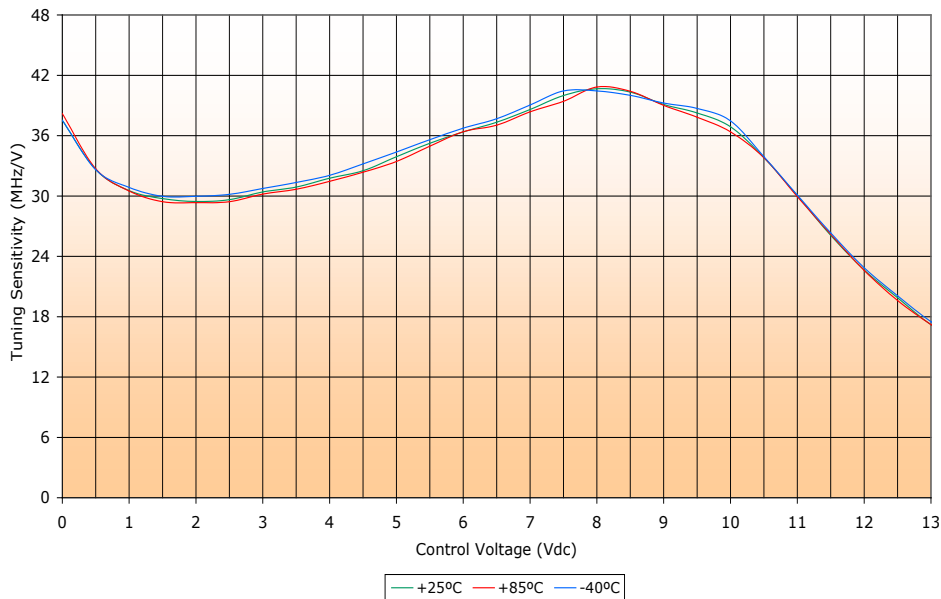
VOLTAGE CONTROLLED OSCILLATOR

SURFACE MOUNT MODEL: DCRO133166-9

OPTIMIZED BANDWIDTH

1330 - 1660 MHz

PERFORMANCE PLOTS



This product is manufactured under one or more of the following patents.
Approved: 5,160,810; 5,122,621; 5,390,349; 5,416,449; 5,650,754; 5,805,431; 6,525,623; 6,850,575; 7,088,189; 7,180,381; 7,196,591; 7,262,670;
7,265,642; 7,292,113 Pending: 60/493075; 60/501371 & 60/501790; 60/527957 & 60/528670; 60/563481; 60/564173; 60/589090; 60/601823;
60/605791; EV31369834; 11/259766; 60/622485 & 60/710310; 10/937525/60/736901; 60/732787; 7,495,525; 2,548,311; 2,548,317

Copyright © Synergy Microwave Corporation
201 McLean Boulevard • Paterson, New Jersey 07504 USA • Tel: (973) 881-8800 • Fax: (973) 881-8361
E-Mail: sales@synergymwave.com • World Wide Web: <http://www.synergymwave.com>

